

~:Where Text Meets Graphics~

Tasty Tidbits: Paragraph Rules

Plain vanilla

Text on a color bar

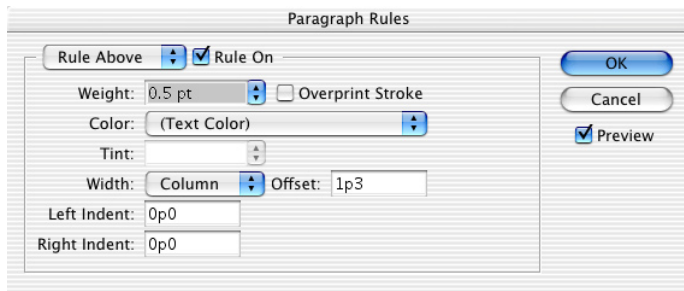
Box around a paragraph

Double rule above

Vertical rule

Tinted box on hanging indent

Plain vanilla



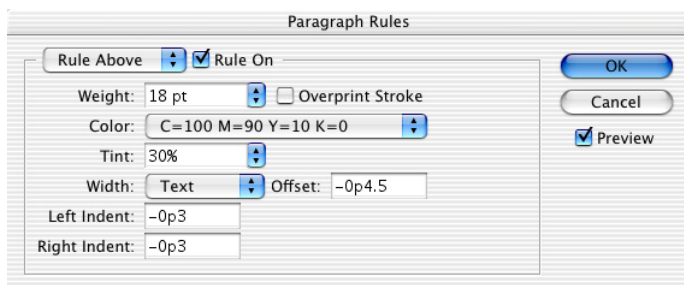
Other applied formatting:
Adobe Garamond Italic 12/15
Space Before Paragraph 1p4

In this example, a magazine byline has a rule above it. Use paragraph rules, rather than drawing a line; that way, if the byline is edited (or the text above it, for that matter), the rule will move with the text.

Duis autem vel eum iriure dolor in hendrerit in vulputate velit esse molestie consequat, vel illum dolore eu feugiat nulla facilisis at vero eros et accumsan et iusto odio dignissim qui blandit praesent luptatum zzril delenit augue duis dolore te feugait nulla facilisi.

John Doe is a dolor sit amet, consectetur adipiscing elit, sed diam nonummy nibh euismod tincidunt ut laoreet dolore magna aliquam erat volutpat. Ut wisi enim ad minim veniam.

Text on a color bar



Other applied formatting:
Myriad Bold 12/15
Space Before Paragraph p9 Space After p6
First line indent p3

Any time you have a tinted box around text, think about using a paragraph rule. It moves with the text, changes length if the text is edited, and can be embodied in a paragraph style (style sheet). Works fine on multiple line paragraphs, too.

Lorem ipsum dolor sit amet, consectetur adipiscing elit, sed diam nonummy nibh euismod tincidunt ut laoreet dolore magna aliquam erat volutpat.

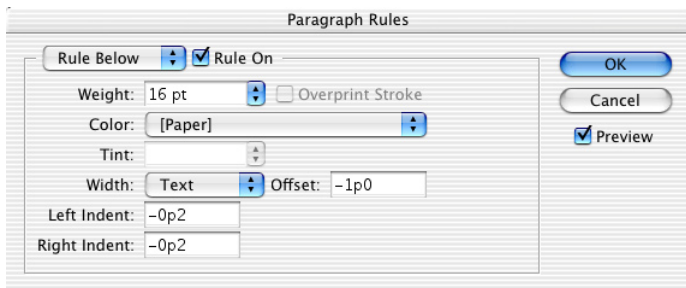
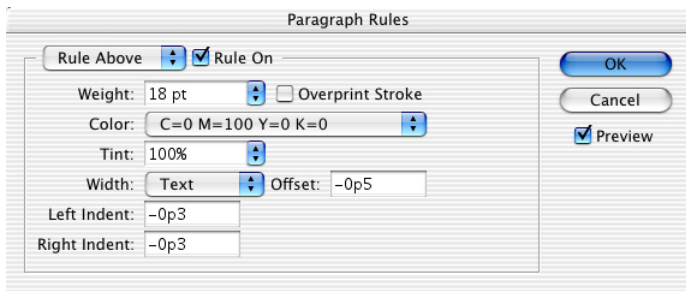
Subhead Text

Ut wisi enim ad minim veniam, quis nostrud exercitation ullamcorper suscipit lobortis nisl ut aliquip ex ea commodo consequat. Duis autem vel eum iriure dolor in hendrerit in vulputate velit esse molestie consequat, vel illum dolore eu feugiat nulla facilisis at vero eros et accumsan et iusto odio dignissim qui blandit praesent luptatum zzril delenit augue duis dolore te feugait nulla facilisi.

Subhead Text

Lorem ipsum dolor sit amet, consectetur adipiscing elit, sed diam nonummy nibh euismod tincidunt ut laoreet dolore magna aliquam erat volutpat. Ut wisi enim ad minim veniam, quis nostrud exercitation ullamcorper suscipit lobortis nisl ut aliquip ex ea commodo consequat.

Box around a paragraph



Other applied formatting:

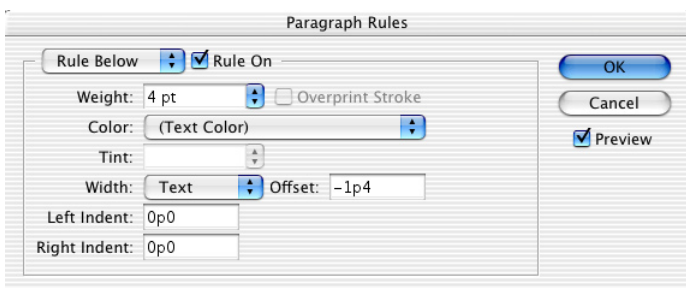
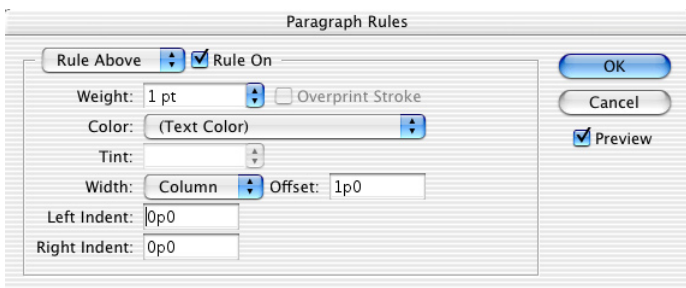
Myriad Bold 12/15

Space Before Paragraph p9 Space After p6

First line indent p3

The beauty of this one speaks for itself!

Double rule above



Other applied formatting:

Myriad Bold 12/15

Space Before Paragraph p9 Space After p6

First line indent p3

Much easier than drawing by hand! And then there's the fact it can define a paragraph style...

Subhead Text

Duis autem vel eum iriure dolor in hendrerit in vulputate velit esse molestie consequat, vel illum dolore eu feugiat nulla facilisis at vero eros et accumsan et iusto odio dignissim qui blandit praesent luptatum zzril delenit augue duis dolore te feugait nulla facilisi. Lorem ipsum dolor sit amet, consectetur adipiscing elit, sed diam nonummy nibh euismod tincidunt ut laoreet dolore magna aliquam erat volutpat.

Subhead Text

Ut wisi enim ad minim veniam, quis nostrud exerci tation ullamcorper suscipit lobortis nisl ut aliquip ex ea commodo consequat.

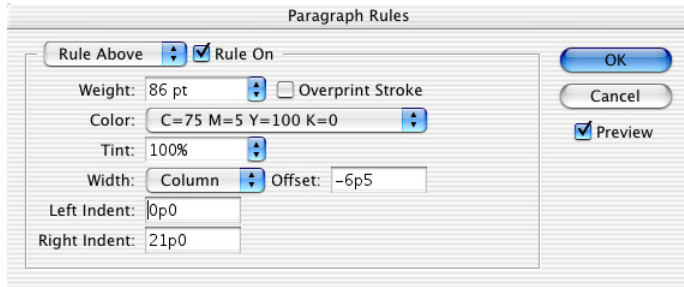
Subhead Text

Lorem ipsum dolor sit amet, consectetur adipiscing elit, sed diam nonummy nibh euismod tincidunt ut laoreet dolore magna aliquam erat volutpat. Ut wisi enim ad minim veniam, quis nostrud exerci tation ullamcorper suscipit lobortis nisl ut aliquip ex ea commodo consequat.

Subhead Text

Duis autem vel eum iriure dolor in hendrerit in vulputate velit esse molestie consequat, vel illum dolore eu feugiat nulla facilisis at vero eros et accumsan et iusto odio dignissim qui blandit praesent luptatum zzril delenit augue duis dolore te feugait nulla facilisi.

Vertical rule

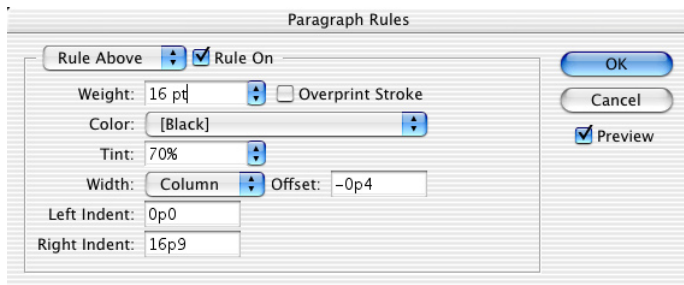


Other applied formatting:
Adobe Garamond Regular 12/15
Left Indent 1p6

Since the “length” of this rule (which is set by the weight) is fixed, it will not work on paragraphs of different lengths. However, it could be useful if the same text copy repeats throughout a document and requires a vertical rule.

Lorem ipsum dolor sit amet, consectetur adipiscing elit, sed diam nonummy nibh euismod tincidunt ut laoreet dolore magna aliquam erat volutpat. Ut wisi enim ad minim veniam, quis nostrud exerci tation ullamcorper suscipit lobortis nisl ut aliquip ex ea commodo consequat.

Tinted box on hanging indent



Other applied formatting:
Myriad Bold Condensed 12/15
Left indent 5p7 First line indent -5p5

Normally a hanging indent sets the first line indent as the exact negative of the left indent. However, in this example the first line indent is 2 points less, so the tinted rule can sit a little to the left of the text.

Subhead Text

Duis autem vel eum iriure dolor in hendrerit in vulputate velit esse molestie consequat, vel illum dolore eu feugiat nulla facilisis at vero eros et accumsan et iusto odio dignissim qui blandit praesent luptatum zzril delenit augue dui dolore te feugait nulla facilisi. Lorem ipsum dolor sit amet, consectetur adipiscing elit, sed diam nonummy nibh euismod tincidunt ut laoreet dolore magna aliquam erat volutpat.